



PRODUCTS



LAMINATE FLOORING



SPC FLOORING



FLOORS



DOORS

[View more](#)

SERVICES



INSPECTION

[Read more](#)

Our Goal Our goal is to improve your business's performance and provide training for a successful business strategy. Business Solutions Running a business is not easy. With National Wood Floor Consultants, you will learn solutions to common industry management challenges from ...



SOURCING

[Read more](#)

Ready to begin installing your new solid or engineered hardwood floors? Be sure you know exactly what to do before you start. If you are installing a hardwood product, you may want to consider a professional installer. Hardwoods can be a big investment, so hiring a professional can a smart ...



INVESTMENT CONNECTION

[Read more](#)

What is Covered in a Flooring Warranty? When you are purchasing hardwood flooring, you're spending the money for quality and beauty. There's not much that comes closer to the look and feel of a hardwood floor. Having a warranty on your floors could be added peace of ...

SALE AGENTS



BRYANT

Business Agent

+84965318358

+84965318358

bryant@nextcorp.vn



PETER

Business Agent

+84965318316

+84965318316

peter@nextcorp.vn



JESSICA

Business Agent

+84965318308

+84965318308

jessica@nextcorp.vn



LUCAS

Business Agent

+84965318313

+84965318313

lucas@nextcorp.vn

NEWS



THE 7 WONDERS OF WOOD FLOORING

2 07/12/2020



THE ADVANTAGES OF UNDER-FLOOR HEATING

1 07/12/2020



WHICH FLOORING GOES WITH WHICH DECOR?

1 07/12/2020

CONTACT US

FORM CONTACT

Fill in your information below

Full name

Full Name

Email

Email

Mobile

Phone

Content

Content

Send

NEXTCORP TRADING AND INVESTMENT JOINT STOCK COMPANY

Address

4th Floor, CDS Tower, No. 477, Minh Khai Street, Hanoi,
Vietnam

Mobile

+84 965 318 358

Email

bryant@nextcorp.vn

Home Introductions Products Services Gallery News Contact

NEXTCORP TRADING AND INVESTMENT JOINT STOCK COMPANY

Address: 4th Floor, CDS Tower, No. 477 Minh Khai Street, Hanoi, Vietnam

Phone: +84 965 318 358

Email: bryant@nextcorp.vn

Website: www.nextcorp.vn

f t y w i n

Message Us

© 2020 Copyright by nextcorp.vn. All rights reserved. Power by [Bao Viet](#) Today 8, Total Access: 2617

Introductions

NEXTCORP INVESTMENT & TRADING JSC is one of pioneer suppliers of Laminate/ WPC/ SPC floors from Vietnam.



ABOUT US

Founded in 2011 (before known as Phuc An Furniture JSC),
NEXTCORP INVESTMENT & TRADING JSC is one of



CERTIFICATE

Mission: To bring nature to customers' flooring. Vision: To become No.1 manufacturer and exporter of Vinyl ...

SUPPORT ONLINE



PETER

Sourcing Dept

✉ peter@nextcorp.vn

☎ +84965318316

📠 +84965318316



JESSICA

Business Dept

✉ jessica@nextcorp.vn

☎ +84965318308

📠 +84965318308



LUCAS

Business Dept

✉ lucas@nextcorp.vn

☎ +84965318313

📠 +84965318313

[Home](#)
[Introductions](#)
[Products](#)
[Services](#)
[Gallery](#)
[News](#)
[Contact](#)


NEXTCORP TRADING AND INVESTMENT JOINT STOCK COMPANY

Address: 4th Floor, CDS Tower, No. 477, Minh Khai Street, Hanoi, Vietnam

Phone: +84 965 318 358

Email: bryant@nextcorp.vn

Website: www.nextcorp.vn




LAMINATE FLOORING

Although it acts and feels like hardwood, it is about half the price and is even less expensive than carpeting. It won't fade in the sun, the upper wear layer of melamine withstands scratching, and it will even resist stains. Best of all, the tongue and groove edge construction makes laminate flooring installation easier than installing hardwood, and since it is considered a floating floor and doesn't need to be physically attached to a subfloor, no glue, mastic, nails or screws are needed either.

"Laminate flooring was invented in 1977, and sold under the name Pergo. The company is now a subsidiary of Mohawk flooring, and they are the most widely known laminate flooring manufacturer."

Warehouse Direct Flooring has a large selection of laminate flooring patterns to choose from. Our expert staff will help you to decide if laminate flooring is right for your needs, and as the leader, in flooring solutions and service, you can count on our installation experts to get the job done right. Please see our portfolio for some of the many installation jobs we have completed, and how beautiful they look.


Default



NC202

Please contact us


View more NC202



NC8153

Please contact us


View more NC8153



NC8361

Please contact us


View more NC8361



NC1173

Please contact us


View more NC1173



NC601

Please contact us


View more NC601



NC401

Please contact us


View more NC401



NC305

Please contact us

View more NC0037



NC3037-1

Please contact us

View more NC3037-1

Services

Inspection

Sourcing

Investment Connection

Ready to begin installing your new solid or engineered hardwood floors? Be sure you know exactly what to do before you start. If you are installing a hardwood product, you may want to consider a professional installer. Hardwoods can be a big investment, so hiring a professional can be a smart move.

1. SELECTING INSTALLATION TYPE

Did you know hardwoods can be installed a variety of ways? Depending on which type of hardwood you choose, you may opt for a specific type of installation. You should always read the manufacturer instructions before beginning a project. Read more to find out which installation is the best method and the manufacturer recommendations.

[Basic Hardwood Installation Tips](#)
[Manufacturer Specific Instructions](#)
[Hardwood Installation Dos and Don'ts](#)

2. SUBFLOOR PREPARATION

A successful installation relies on preparation! Your subfloor is a key factor in the installation process. Properly preparing your wood or concrete subfloor can create a solid foundation and base for years to come. Read our guide to find out how to properly get your subfloor ready for a hardwood flooring installation.

[Subfloor Preparation](#)
[Wood Subfloor Preparation](#)
[Concrete Subfloor Preparation](#)

3. UNDERLAYMENT OR ADHESIVE

Depending on your installation method and type of flooring, you may opt to lay an underlayment down or glue with adhesive. Check with your manufacturer instructions before starting your installation.

[Underlayment Guide](#)
[Adhesive Guide](#)
[NAIL OR STAPLE](#)

For solid hardwood floors, you only have the option to nail or staple the flooring, but you can also use this method with engineered hardwoods. This will be best for a professional installer. Take a look at this hardwood floor installation overview.

[Nail and Staple Installation](#)

GLUEDOWN INSTALLATION – ENGINEERED HARDWOOD

With engineered flooring, you have the option to adhere the flooring to the subfloor. Learn more about glue-down engineered hardwood installation.

[Gluedown Hardwood Installation](#)

FLOATING INSTALLATION – ENGINEERED HARDWOOD

Like a laminate, engineered hardwoods can be floated with a click and lock installation. Read more about how to do this install as a DIY project.

[Floating Engineered Hardwood Installation](#)

5. FINISHING INSTALLATION

A flooring installation isn't complete without the final touches of moldings and trim.

[Hardwood Moldings Guide](#)


Home > Gallery

Gallery



FLOORING

[Read more](#)




LAMINATE FLOORING

[Read more](#)



SPC FLOORING

[Read more](#)




DOORS

[Read more](#)

Viewing 1/1 page. Total: 4 records found.

[Home](#) [Introductions](#) [Products](#) [Services](#) [Gallery](#) [News](#) [Contact](#)

NEXTCORP TRADING AND INVESTMENT JOINT STOCK COMPANY
Address: 4th Floor, CDS Tower, No. 477, Minh Khai Street, Hanoi, Vietnam
Phone: +84 965 318 358
Email: bryant@nextcorp.vn
Website: www.nextcorp.vn



News



THE 7 WONDERS OF WOOD FLOORING

It's no secret that we love wood flooring. As our speciality, we can safely say it's a great option for your home and will create ...

[Read more](#)



THE ADVANTAGES OF UNDER-FLOOR HEATING

Although you might think that under-floor heating is a modern invention, it's actually been around since the Roman times with them using it in their ...


[Read more](#)



WHICH FLOORING GOES WITH WHICH DECOR?

Homes need to be both practical and comfortable, but it's nearly as important for them to be stylish and reflect our taste too. Whether you're ...


[Read more](#)



CREATING THE DREAMY BEDROOM SPACE

We all want our bedroom to be a haven for relaxation and style, as well as representing our personality and taste. However, getting it exactly ...

[Read more](#)



WHICH IS THE BEST FLOORING FOR YOUR BABY'S ROOM?

Many expecting parents decide to find out the sex of their baby before it's born, however there are still the few that enjoy the surprise. ...

[Read more](#)



THREE REASONS WHY THE RIGHT FLOORING CAN IMPROVE YOUR LIFE

Many factors come into play when deciding on the right flooring. With both looks and practicality to consider, it's hard to pin down exactly what ...

[Read more](#)



WHAT TYPE OF FLOORING IS BEST FOR WHAT ROOM?

One of the most common questions we get asked is what flooring is best for certain rooms in the house. Choosing the wrong flooring can ...

[Read more](#)



HOW TO STYLE YOUR HOME AROUND A BUSY LIFESTYLE

When designing your home, there are many important factors to consider: aesthetic, comfort and usability, just to name a few! But for those who lead ...

[Read more](#)



WHAT ACCESSORIES ARE BEST WHEN LAYING FLOORING?

Choosing your flooring is a difficult and time-consuming process but once you've found the floor of your dreams, it all feels worthwhile. But your flooring ...

[Read more](#)



WHAT IS THE DIFFERENCE BETWEEN SPC AND NORMAL LVT VINYL?

Choosing the right flooring can be a daunting decision especially in times where there is so much to choose from. New innovative floors are being ...

[Read more](#)

Viewing 1/1 page. Total: 10 records found.

Contact

Send

NEXTCORP TRADING AND INVESTMENT JOINT STOCK COMPANY

Address: 4th Floor, CDS Tower, No. 477, Minh Khai Street, Hanoi, Vietnam

Phone: +84 965 318 358

Email: bryant@nextcorp.vn

Website: www.nextcorp.vn

